

Warwickspace Lounge Ground Floor

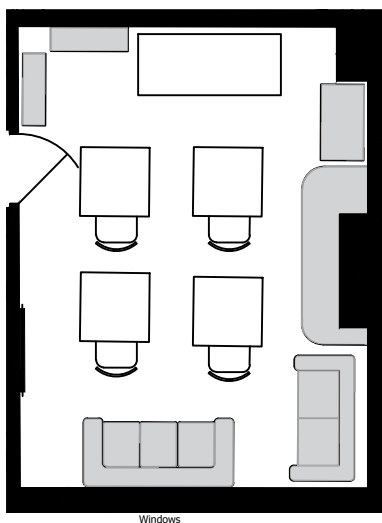


4.2m x 6.1m (13 x 20 ft) The room has some fixed furniture reducing the floor area

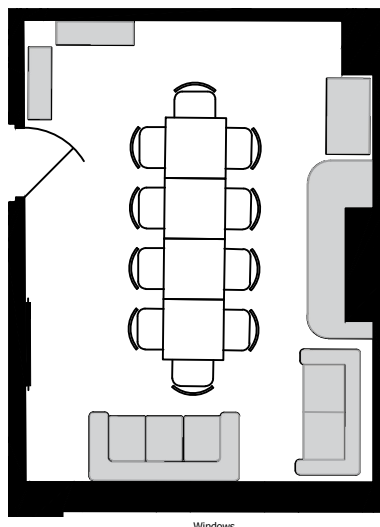
The Lounge will easily accommodate 10 people.

This cosy room is just next to the main entrance lobby and has sofas and tables for a meeting or study. Drinks can be made in the entrance lobby tea station. There are black out blinds to the large south facing windows.

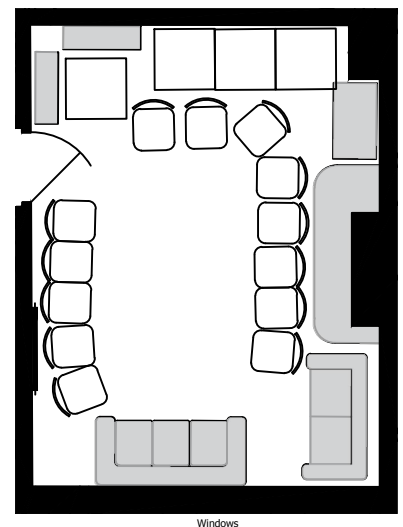
There are normally around 6 tables and 10 chairs in this room. If you require more than this please let us know when booking the room



Classroom layout:
4 students plus teacher



Meeting style:
10-12 people



Group Circle:
15-18 people